

Report No.: 32.06528 ARMI Track Light

Test Time: 2023-09-09 14:50

Luminaire Property

Luminaire Category: Bridgelux V10A 3000K CRI90

Voltage: 219.3 V

Current: 0.120 A

Power: 14.20 W

Power Factor: 0.535

Photometric Results

CIE Class: Direct

Measurement Flux: 1504.7 lm

Downward Ratio: 100%

Horizontal Diffuse Angle(50%): H54.1

Vertical Diffuse Angle(50%): V54.1

Luminaire Efficacy Rating (LER): 106

Max. Intensity: 1847.56 cd

Total Rated Lamp Lumens: 1504.7 lm

Efficiency: 100%

Upward Ratio: 0%

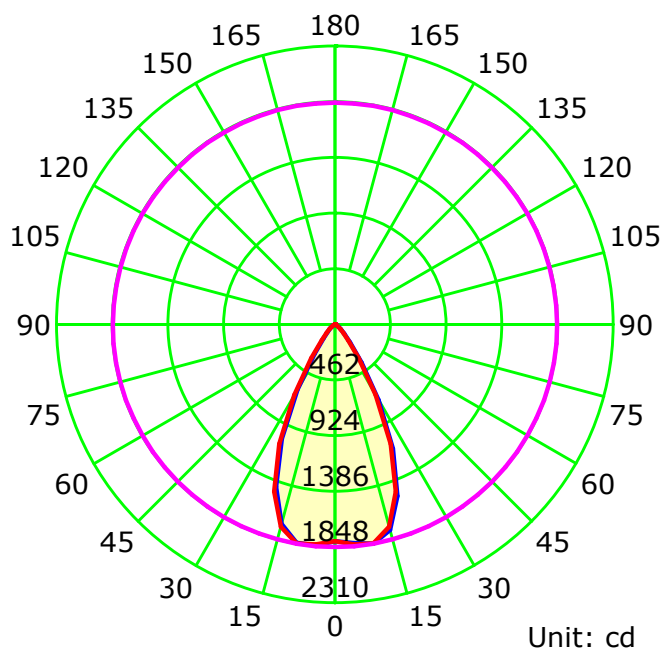
Central Intensity: 1799.93 cd

Pos of Max. Intensity: H0 V10

Picture Of Luminaire



Luminous Intensity Distribution Curve



— C0-C180 — C90-C270 — G10

C Plane (°):0.0-180.0: 180.0

Test Lab:

Test Type: TYPE C

Temperature:

Operator:

Gamma Plane (°):0.0-90.0:5.0

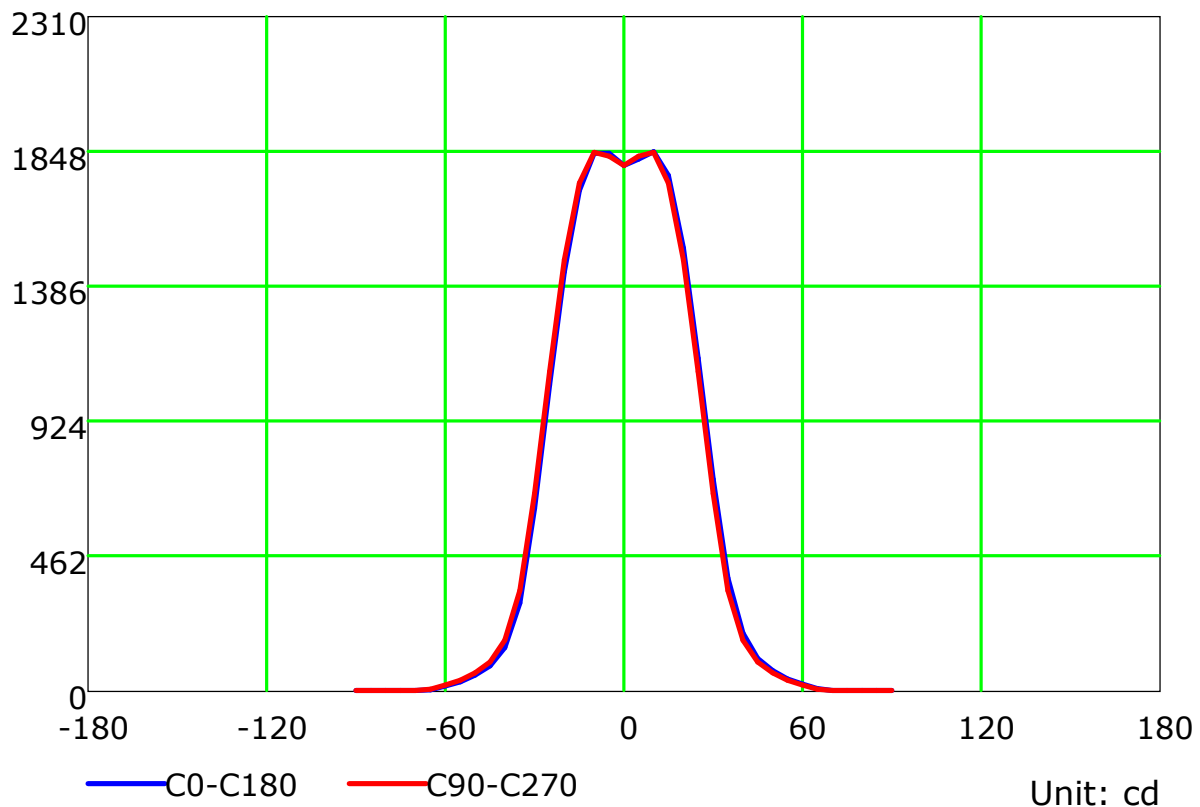
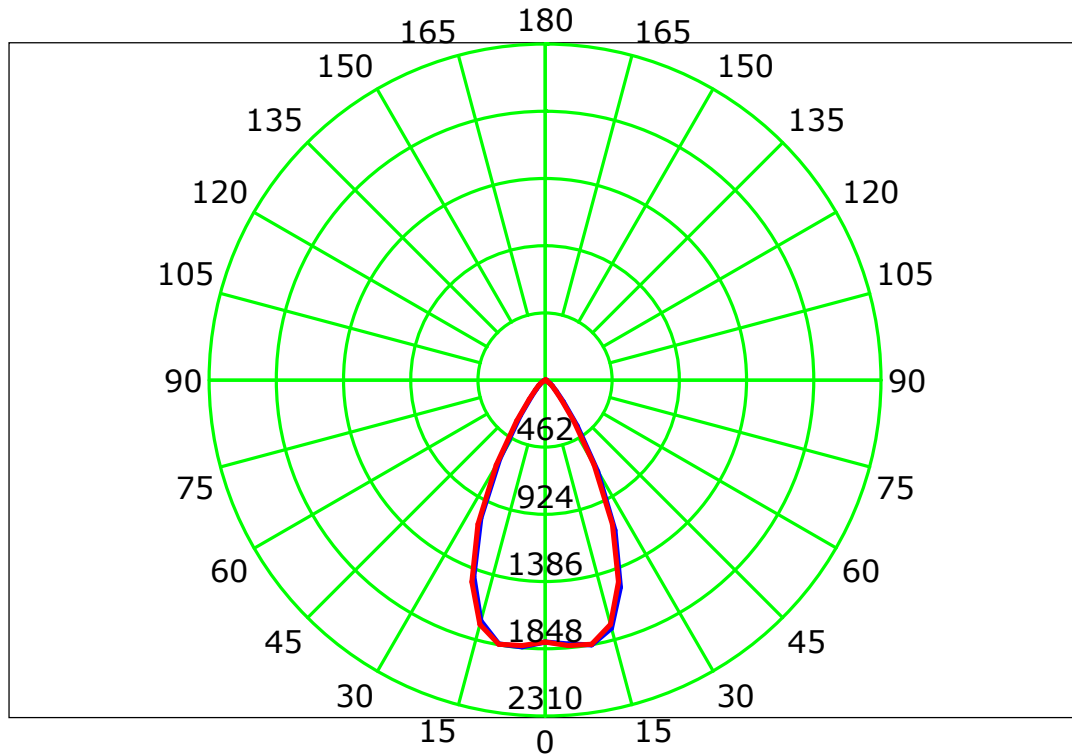
Test Device: CHL-6E

Distance: 3.000 m

Humidity:

Inspector:

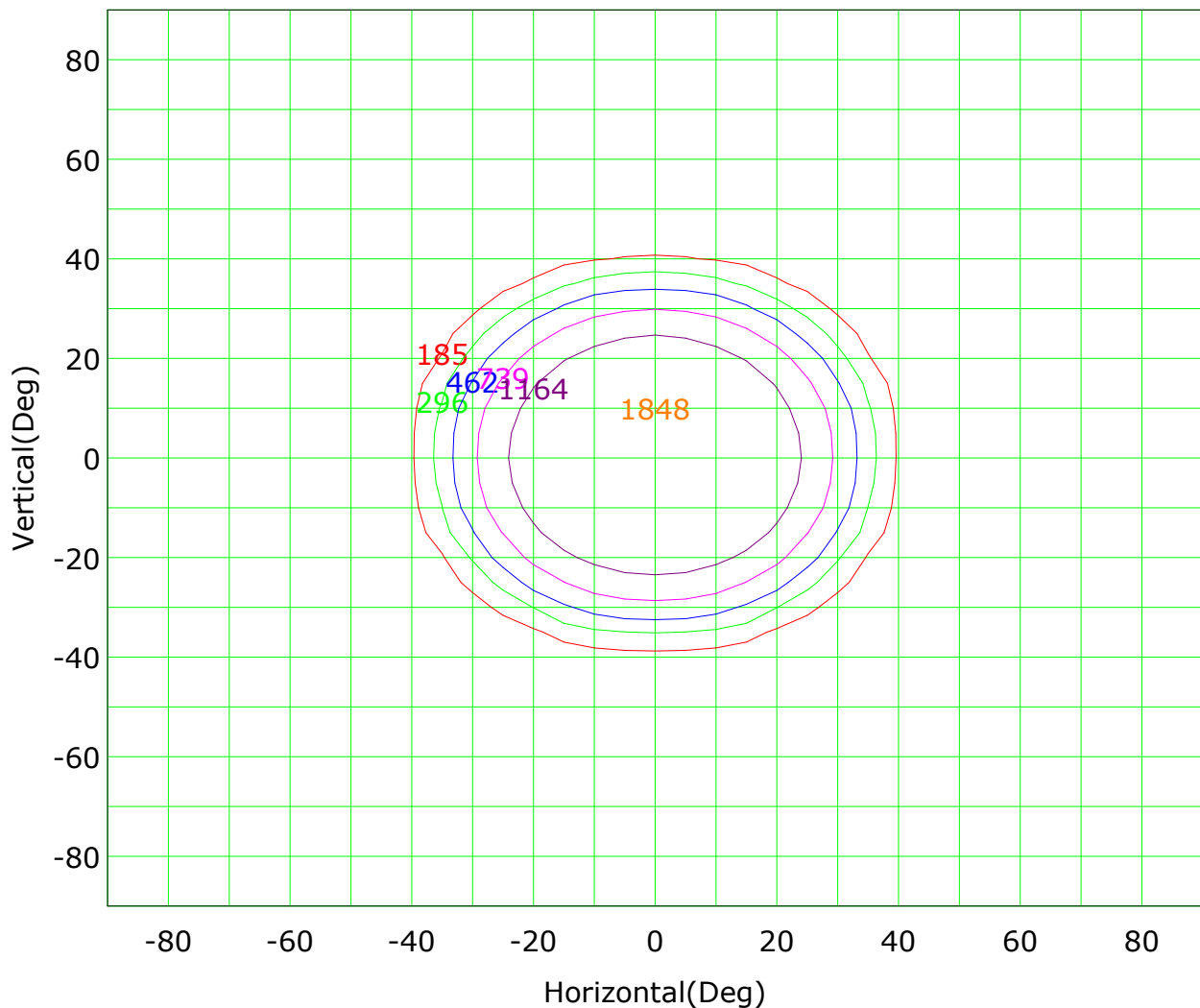
Luminous Intensity Distribution Curve



C Plane (°):0.0-180.0: 180.0
Test Lab:
Test Type: TYPE C
Temperature:
Operator:

Gamma Plane (°):0.0-90.0:5.0
Test Device: CHL-6E
Distance: 3.000 m
Humidity:
Inspector:

Isocandela (rectangle)



Imax (100%): 1848 cd

(10%): 185 cd	(16%): 296 cd
(25%): 462 cd	(40%): 739 cd
(63%): 1164 cd	(100%): 1848 cd

C Plane (°):0.0-180.0: 180.0

Test Lab:

Test Type: TYPE C

Temperature:

Operator:

Gamma Plane (°):0.0-90.0:5.0

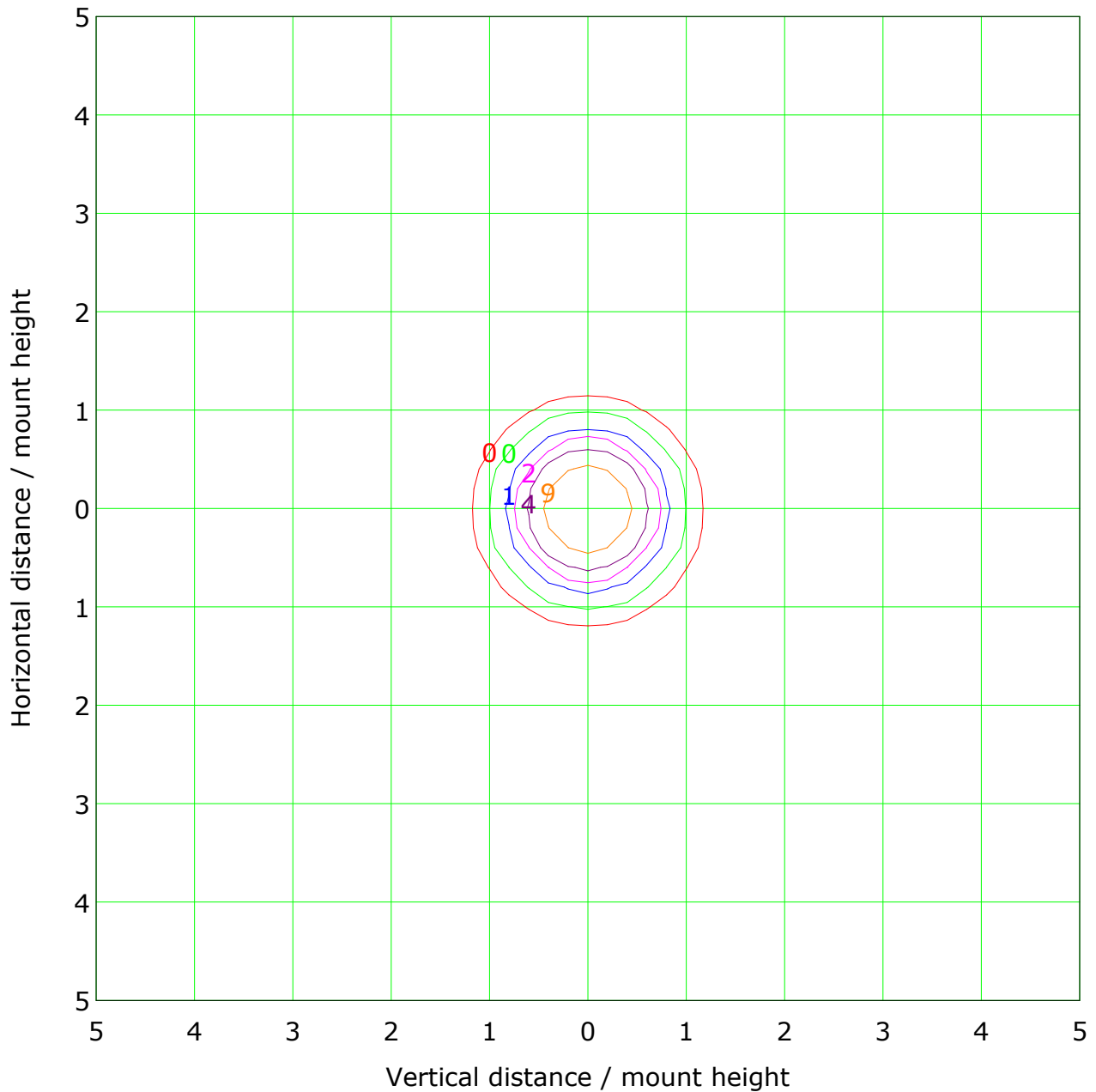
Test Device: CHL-6E

Distance: 3.000 m

Humidity:

Inspector:

IsoLux Plot



Mounting Height: 10m Max Lux(100%): 18 lx			
— (1%):	0 lx	— (2%):	0 lx
— (5%):	1 lx	— (10%):	2 lx
— (20%):	4 lx	— (50%):	9 lx
— (100%):	18 lx		

C Plane (°):0.0-180.0: 180.0

Test Lab:

Test Type: TYPE C

Temperature:

Operator:

Gamma Plane (°):0.0-90.0:5.0

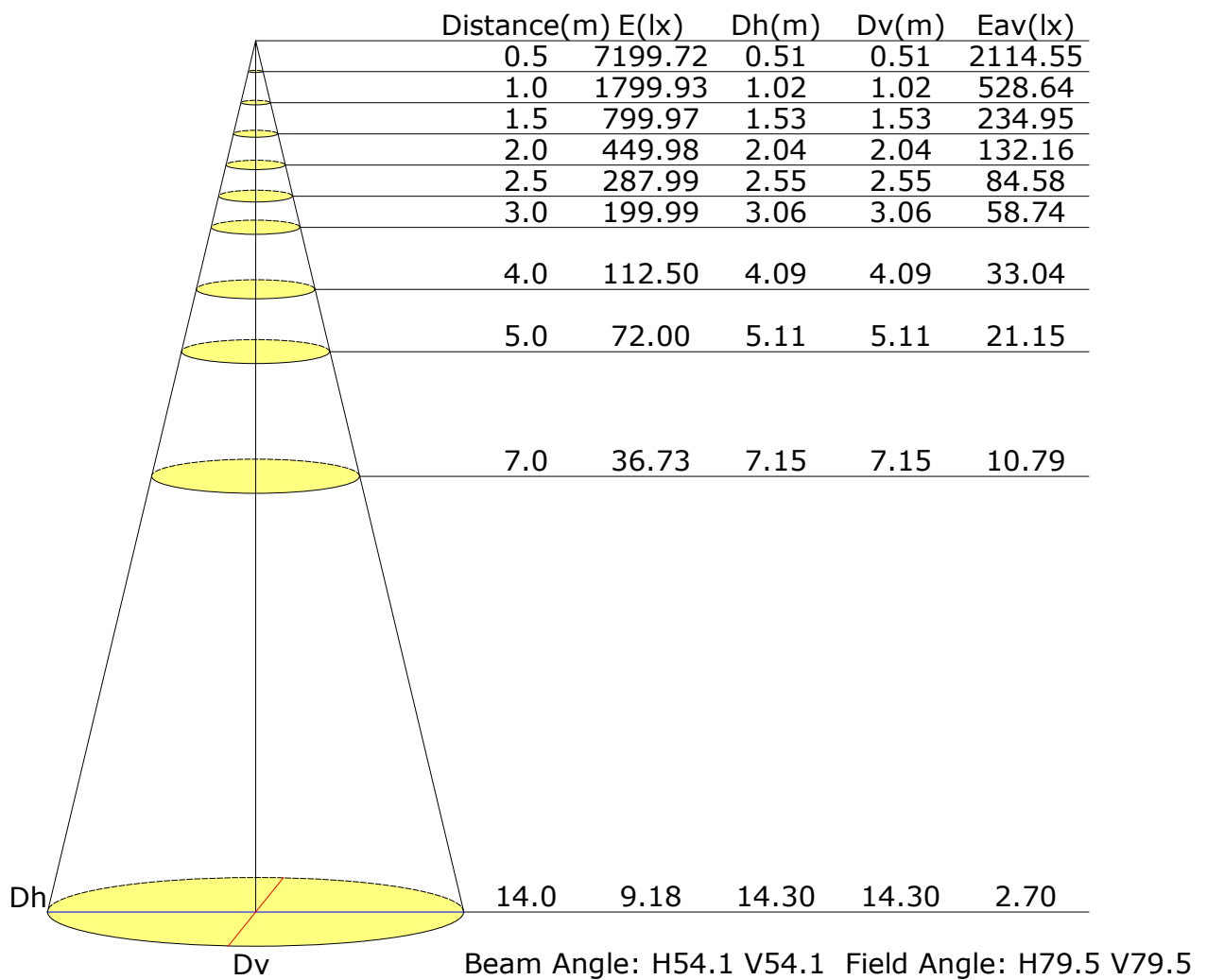
Test Device: CHL-6E

Distance: 3.000 m

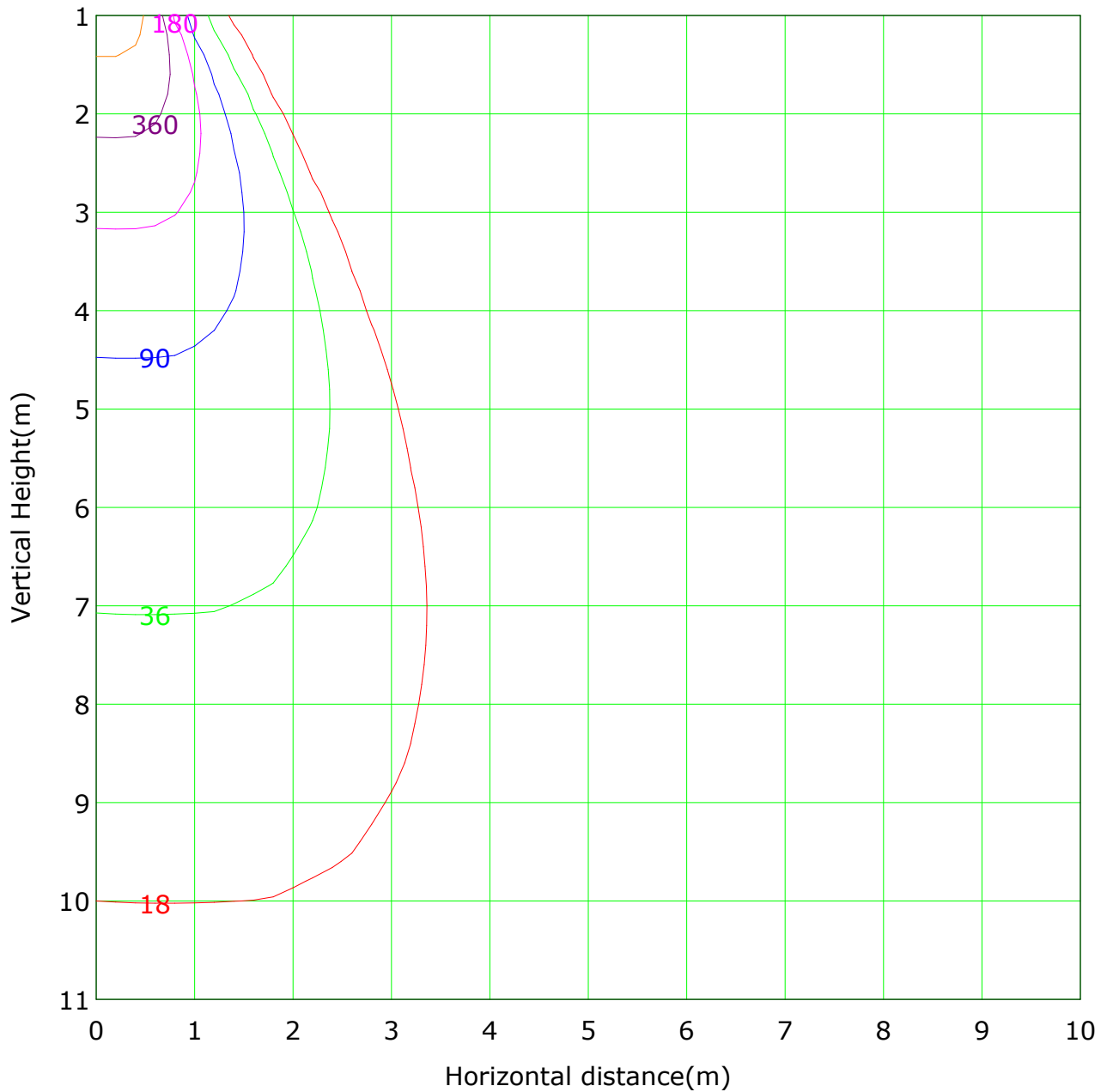
Humidity:

Inspector:

Illuminance at a Distance



Vertical IsoLux Plot



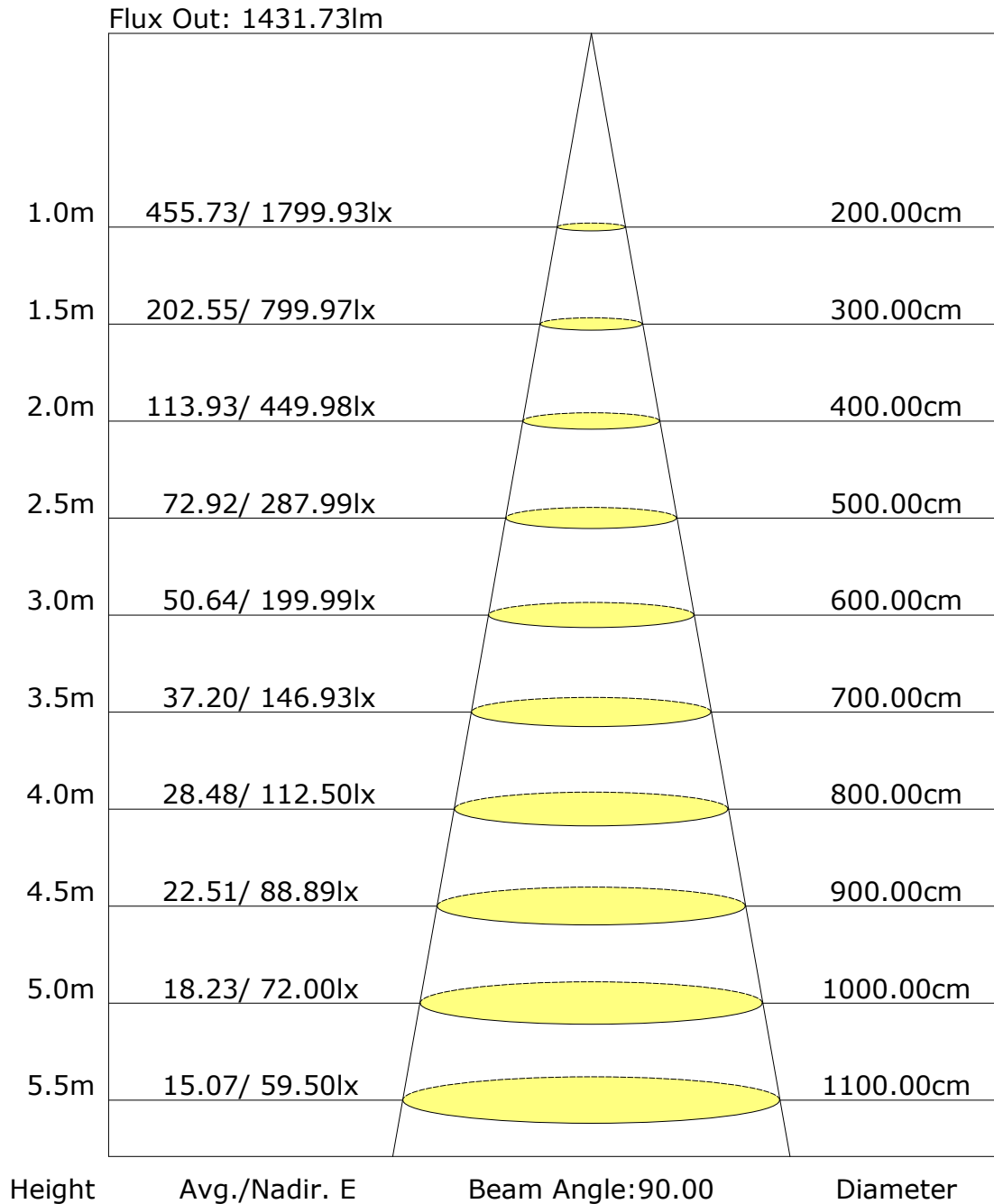
Lowest(m): 1m Highest(m): 11 Max Lux: 1800

(1%): 18 lx	(2%): 36 lx
(5%): 90 lx	(10%): 180 lx
(20%): 360 lx	(50%): 900 lx
(100%): 1800 lx	

C Plane (°):0.0-180.0: 180.0
Test Lab:
Test Type: TYPE C
Temperature:
Operator:

Gamma Plane (°):0.0-90.0:5.0
Test Device: CHL-6E
Distance: 3.000 m
Humidity:
Inspector:

The average illuminance effective figure



Gamma Plane (°):0.0-90.0:5.0
Test Device: CHL-6E
Distance: 3.000 m
Humidity:
Inspector:

Unit: cd

Gamma Plane (°):0.0-90.0:5.0
Test Device: CHL-6E
Distance: 3.000 m
Humidity:
Inspector: